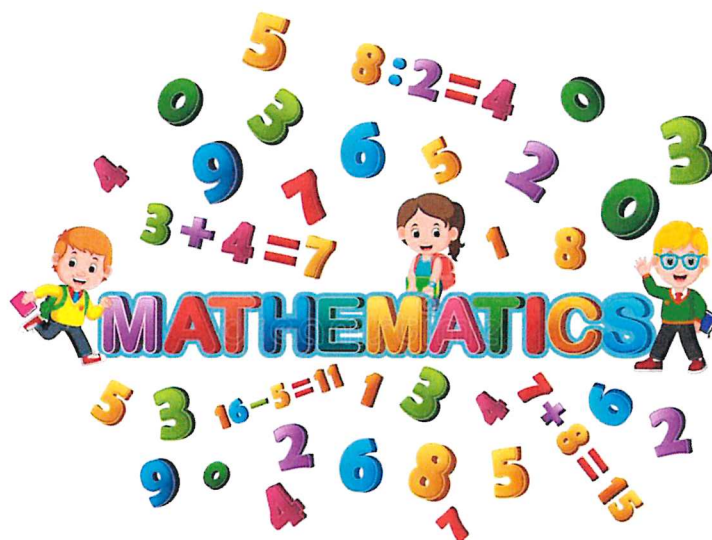


Maths


Level One

Task Eight

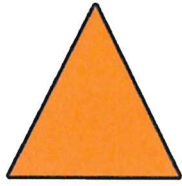


Can you remember the name of each shape


2D and 3D Shapes



circle




triangle




square




rectangle




pentagon




hexagon



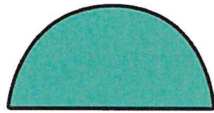
octagon




oval




rhombus



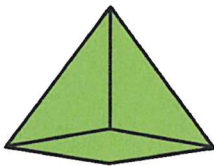
semicircle




parallelogram




trapezium



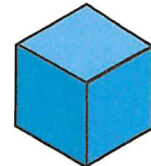
square-based
pyramid




cylinder



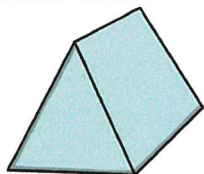
hexagonal prism




cube



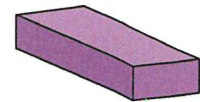
cone



triangular prism




sphere



cuboid

2D Shape Colouring

Can you colour the shapes to complete the picture?



Key:



= yellow



= orange

2D Shape Colouring

Can you colour the shapes to complete the picture?

Key:



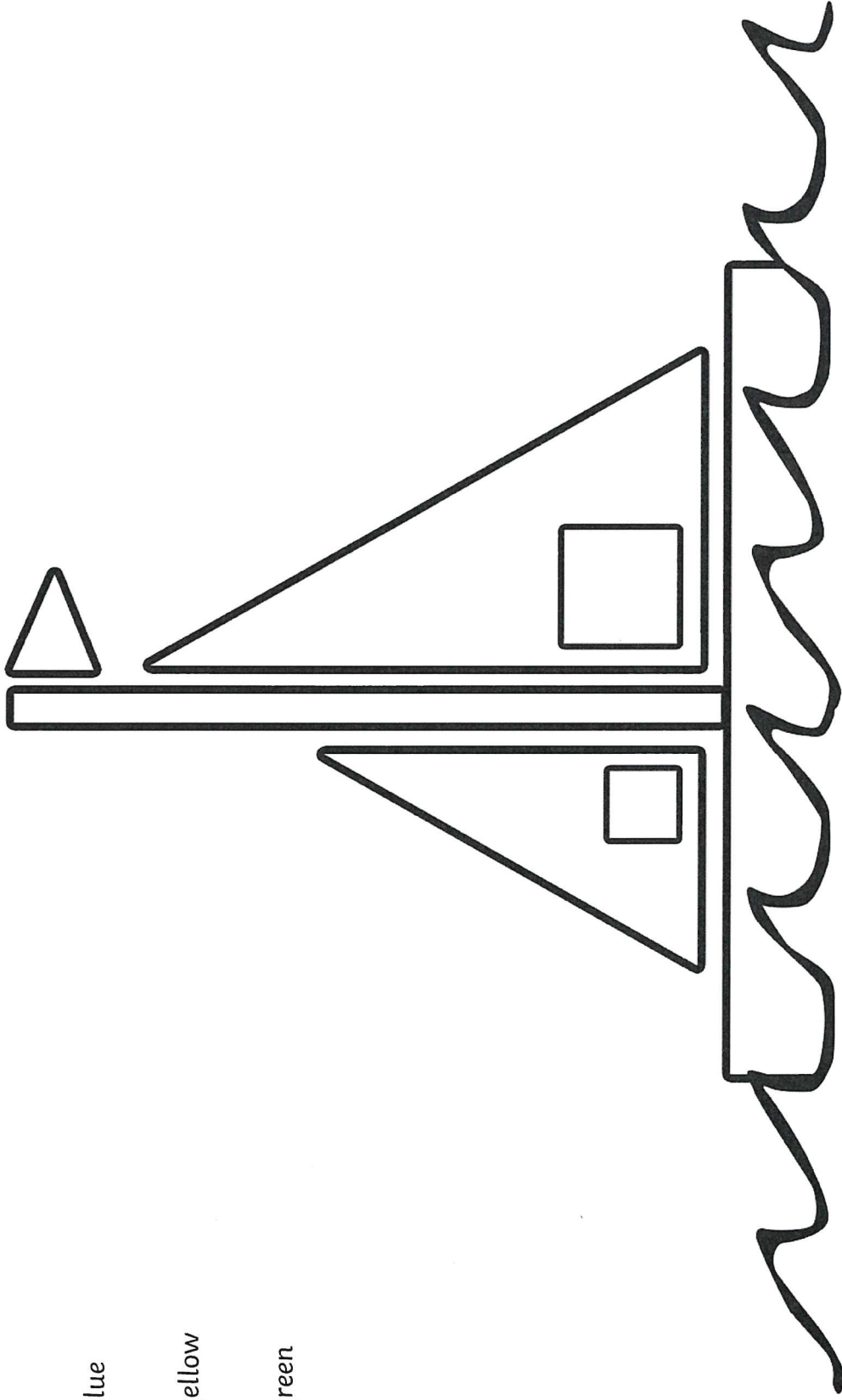
= blue



= yellow



= green



English

Level One

Task Eight



UNIT
4

Time for a Drink



T V Write

Copy and complete the sentences.

1 The boy is making a _____.

drink banana split

2 He pours juice into a _____.

mug glass

3 The boy adds water from the _____.

tap jug

4 He _____ the glass of squash.

drinks gives away

5 Write a list of what is needed to make a glass of squash.

6 Look at the pictures again. How do we know the boy is making the drink carefully?

7 Write instructions for each picture.

Here are some words to help.

squash

glass

water

pour

jug

drink

first

then