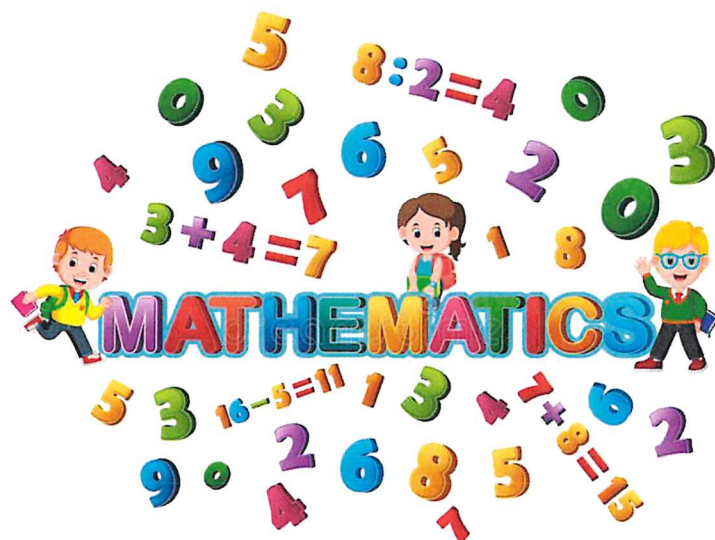


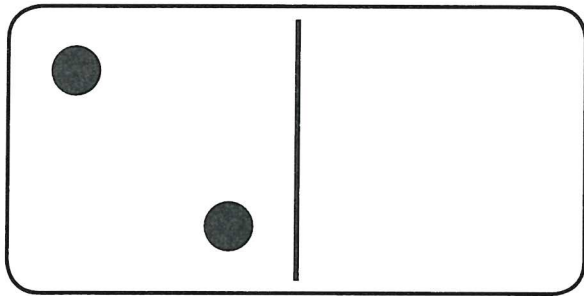
Maths

Level One

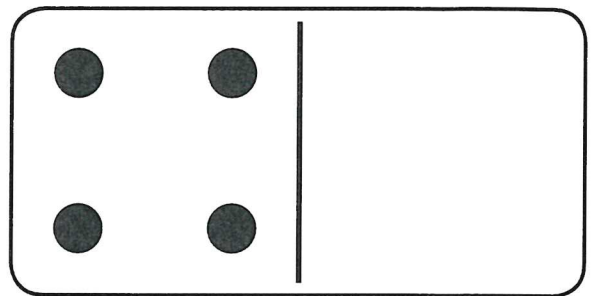
Task Eleven



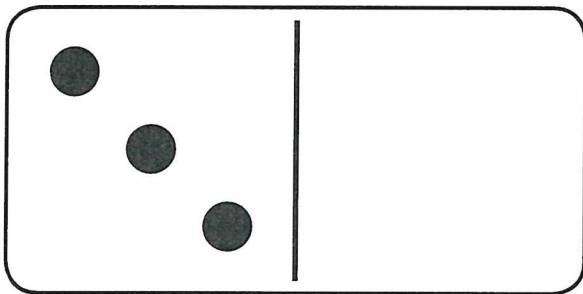
Double Dominoes to 10



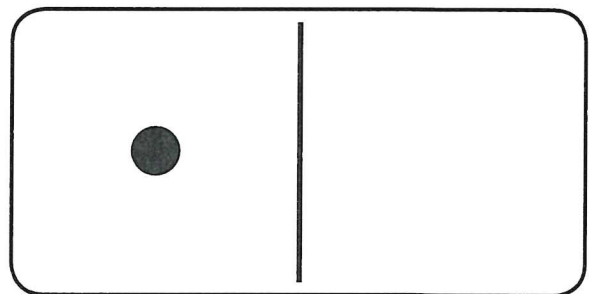
Double 2 is _____ .



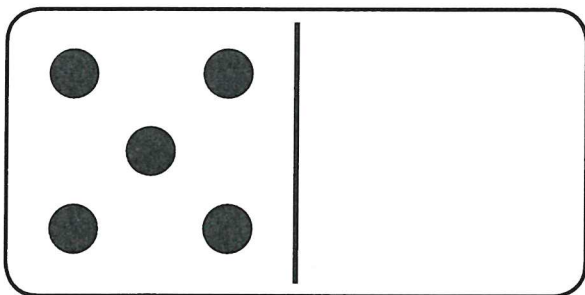
Double 4 is _____ .



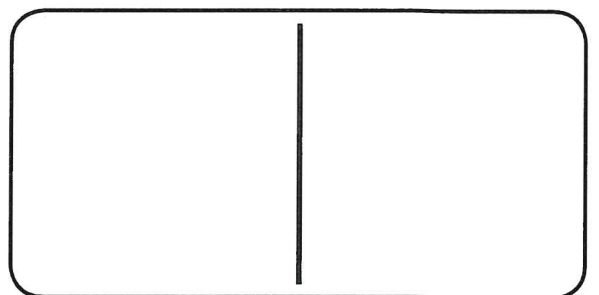
Double 3 is _____ .



Double 1 is _____ .

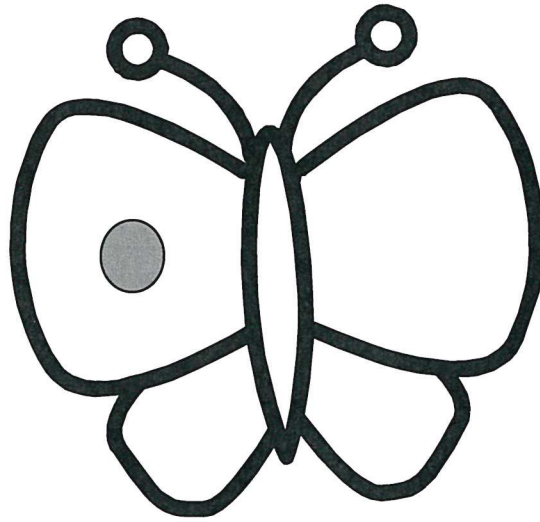


Double 5 is _____ .





Double 0 is _____ .

Double the dots on each butterfly to find out what double the number is.

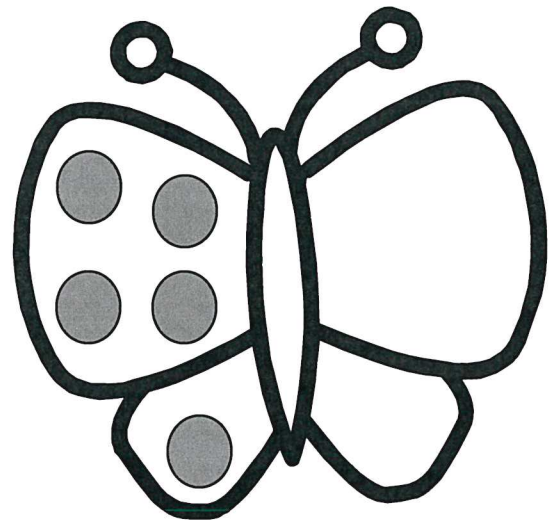
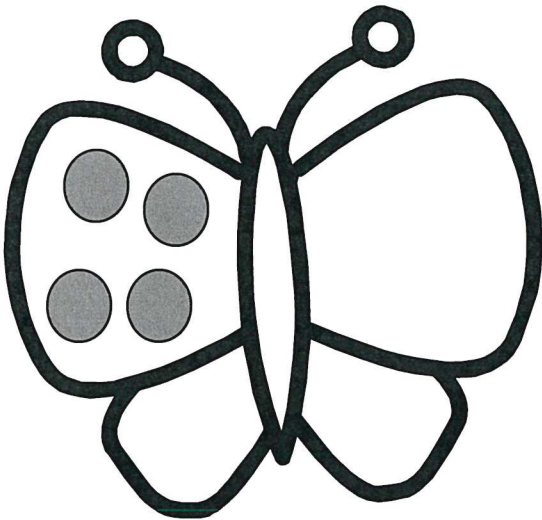


Double 1 is.....



Double 2 is.....

Double 3 is.....


















Double 4 is.....

Double 5 is.....

Where's my baby?

Name _____

Date _____



Tables of 2

Cut out the grid and stick it in your book.
Shade in the multiples of 2

1	2	3	4	5	6	7	8	9	10
11	12	13	14	15	16	17	18	19	20

Copy and complete these multiplications in your book.

A. 1. $1 \times 2 = \dots$

2. $2 \times 2 = \dots$

3. $3 \times 2 = \dots$

4. $4 \times 2 = \dots$

5. $5 \times 2 = \dots$

6. $6 \times 2 = \dots$

7. $7 \times 2 = \dots$

8. $8 \times 2 = \dots$

9. $9 \times 2 = \dots$

10. $10 \times 2 = \dots$

B. 1. $3 \times 2 = \dots$

2. $5 \times 2 = \dots$

3. $8 \times 2 = \dots$

4. $2 \times 2 = \dots$

5. $10 \times 2 = \dots$

6. $1 \times 2 = \dots$

7. $4 \times 2 = \dots$

8. $3 \times 2 = \dots$

9. $2 \times 2 = \dots$

10. $6 \times 2 = \dots$

Remember 3×2 is the same as 2×3

C. 1. $2 \times 6 = \dots$

2. $2 \times 4 = \dots$

3. $2 \times 10 = \dots$

4. $2 \times 3 = \dots$

5. $2 \times 8 = \dots$

6. $2 \times 5 = \dots$

7. $2 \times 1 = \dots$

8. $2 \times 2 = \dots$

9. $2 \times 9 = \dots$

10. $2 \times 7 = \dots$

English

Level One

Task Eleven



These are **naming words**.

They tell us the names of things.



tent



man



Naming words are called **nouns**.

These are **describing words**.

They tell us more about people, places and things.



a **red** tent



an **old** man



Describing words are called **adjectives**.

Focus

A Look at the pictures.

Choose a *describing word* from the box for each picture.

cold hot little long red sad grey yellow

1 a _____ ladder

2 a _____ flower

3 a _____ clown

4 _____ gloves

5 a _____ ball

6 a _____ mouse

7 _____ water

8 _____ tea

B Say the *naming words* from these sentences.

1 This is a green bag.

2 Can you see the big bird?

3 He is a thin man.

4 Get a warm hat.

C Say the *describing words* from these sentences.

1 The black dog is lost.

2 This is a long road.

3 I like red apples.

4 The girl is happy.

These words are **doing words**. They are called **verbs**.
Verbs tell us what people, animals and things can do.



hop



hit



cut


Focus

A Look at the pictures.



- 1 What can the boy do?
- 2 What can the girl do?
- 3 What can the old man do?
- 4 What can the lady do?
- 5 What can the man do?
- 6 What can the sun do?
- 7 What can the baby do?
- 8 What can the dog do?

B Think of a *doing word*.

- 1 What can the wind do?
- 2 What can a bird do?



- 3 What can a fish do?



- 4 What can a kangaroo do?



UNIT
6

Alphabetical order

1

bell



ant

dog

can

2

pin

nut



owl

mop

3

ink

kick



hat


jelly

4

umbrella

van

sock



train

N
G

Nelson
teach
cours
gram
work
three
to he

The d

- D
- A
- S
- u

OX
UNIV