



Celebration of Me & End of Term Fun

Stories




Marvellous Me: Inside and Out by Lisa Bullard

<https://www.youtube.com/watch?v=E5ZXPx5rhYM>



Super Duper You by Sophie Henn

https://www.youtube.com/watch?v=uFMtF5r_fzM



Only One You by Linda Kranz

<https://www.youtube.com/watch?v=vu9capmEY5I>

Sensory

Mystery Bag



You will need:

- Pillow Case/ Cloth Bag
- Favourite Objects belonging to your child such as a picture of their favourite food, a musical instrument, a toy and so on. You will need about 5 items

What to do:

- Place all the objects in the bag.
- Allow your child to pull out the objects from their bag and allow them to feel the item.
- Investigate all 5 items in the bag, taking pictures of them with their favourite item.

Feeling Bins



Tot School **NAME THE FEELINGS BIN**



You will need:

- Plastic eggs or cooled boiled eggs
- Black permanent pens
- Rice Krispies
- Egg cartons or plastic lids to stand eggs on

What to do:

- Draw different feelings faces on each of the eggs – happy, sad, cross, worried, excited and so on.
- Cut up the egg cartons into individual egg pieces.
- Place the rice krispies into a box and put the eggs into the rice krispies.
- Find the eggs and talk about the faces and the feelings.

Art

You Are My Sunshine



You will need:


- Paper plates
- Yellow paint - different colours of yellow
- Black pen

What to do:

- Paint a small yellow circle in the middle of the plate
- Using different colours of yellow, paint your child's hand and do prints around the outside edge of the plate, with the bottom of their palm facing into the middle.
- Once dry, use a black pen to draw on the face, write the slogan across the top and write your child's name on the bottom and the date.

Cookery

Pancake Faces



You will need:

- Giant pancakes
- Fruit or other yummy toppings

What to do:

Cut up fruit into pieces, place on the table and allow your child to decorate their pancake as they please.

Or you could decorate the pancake for your child and then talk about the different parts of the face such as ears, hair, eyes, nose and so on.

Mark-Making Just for Fun

Chalk Painting

Practice your writing skills outside using chalks on the ground – the rain will wash it away.

Use a paintbrush and a tub of water to paint over your chalk drawings – this will give the chalk a vibrant colour.



Painting The Fence

You can pretend to help paint the fence at home using water and a big paintbrush. This is lots of fun and helps you to build up your writing muscles in your hands.



Lockdown Art

Create a piece of art, with the help of your family to remember when you all stayed together in 2020

Ask each person in the house to trace their hand on a piece of paper and cut it out. Then stick each hand together on a blank page and write an inspirational phrase about staying at home, such as:

When the world stayed apart, we stayed together.



Remember to congratulate your children and yourselves for staying at home during lockdown.

End of Term Party Games

Freeze Dance – Play some music and dance along. When the music stops you freeze.

Limbo – hold a long stick horizontally. Can your child bend backwards and move under without touching it or falling over?

Bozo Buckets – Line up some buckets and throw small balls or other objects into a bucket. The winner is the person with the most balls in their bucket.

Cup stacking – You have one minute to stack plastic cups into a pyramid. The winner is the person who can complete the task in the least amount of time.



Straw race – use drinking straws and small light objects to have race, blowing the objects along a table. The winner is the person who gets their object across the finish line first.



Scavenger hunt

Can you find.....

- something big
- something round
- something plastic
- something that can make a mark
- something noisy
- something shiny
- something made of wood
- something smelly
- something bigger than your hand



Outdoor Maths Hunt



1. Find 3 leaves. (3 points)
2. Find 4 flowers. (4 points)
3. Find 6 stones. (6 points)
4. Find 2 circles. (2 point)
5. Make a square using stones. (1 point)
6. Make a circle using leaves. (1 point)
7. Make a triangle using twigs. (1 point)
8. Make a pattern using leaves and stones. (4 points)
9. Find something shorter than your thumb. (1 point)
10. Find something longer than your thumb. (1 point)
11. Find something lighter than you. (1 point)
12. Find something heavier than you. (1 point)

Now add all your points up! What is your score? /26

MESSY PLAY WITH COLOURED SPAGHETTI



End Of Year Party

Why not finish the term off with an outdoor garden party with your family. A chance to celebrate all the hard work you have put into this year. Well done everyone!!!



Make a Summer Bucket List

Now that there are some lockdown restrictions lifted, why don't you sit down as a family and write a special list of all the things you would like to do this summer, when it is safe to do so. Some ideas might include;

- Going for a picnic with friends or family
- Going to the beach
- Visiting a new place
- Learning a new skill
- Playing in the park
- Swimming with friends
- Going to watch a movie
- Trying some of your favourite foods
- Camping
- Having a sleepover somewhere different

The ideas are endless! Just make this summer count and take care.